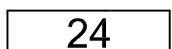
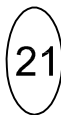
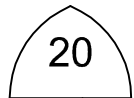
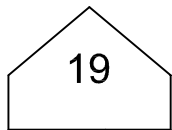
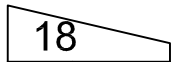
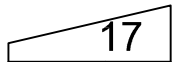
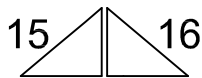
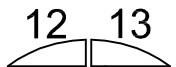

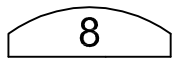

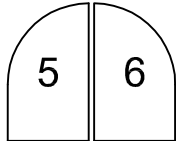
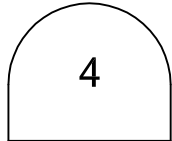
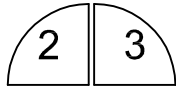
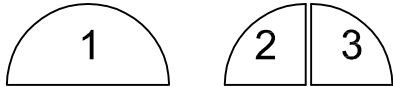




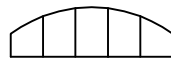
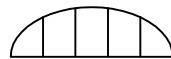
Standard Shapes

(viewed from outside)

Standard Shapes *



Simulated Divide Shapes *



- | | Shape Name |
|----|---------------------------|
| 1 | - 1/2 Round |
| 2 | - 1/4 Round Left |
| 3 | - 1/4 Round Right |
| 4 | - Ext. 1/2 Round |
| 5 | - Ext. 1/2 Round Left |
| 6 | - Ext. 1/2 Round Right |
| 7 | - 2 Radius |
| 8 | - Ext. Segmental |
| 9 | - Partial Segmental Left |
| 10 | - Partial Segmental Right |
| 11 | - Partial Round |
| 12 | - Partial Round Left |
| 13 | - Partial Round Right |
| 14 | - Triangle |
| 15 | - Triangle Left |
| 16 | - Triangle Right |
| 17 | - Trapezoid Left |
| 18 | - Trapezoid Right |
| 19 | - Rake head |
| 20 | - Gothic |
| 21 | - Oval |
| 22 | - Octagon |
| 23 | - Full Round |
| 24 | - Rectangle |

* Shape Limits
 6.00" = Min. Leg
 9.00" = Min. Radius
 30.0° = Min. Angle

